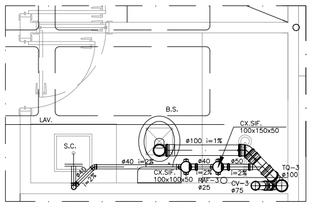

DET."I"-2º AO 9º PAVIMENTO(x09)
ESCALA: 1/20

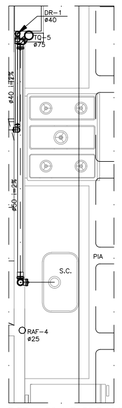

DET."J"-2º AO 9º PAVIMENTO(x09)
ESCALA: 1/20

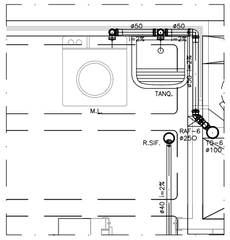

DET."k"-2º AO 9º PAVIMENTO(x09)
ESCALA: 1/20

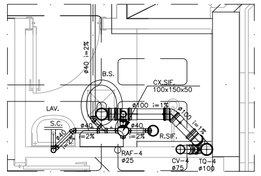

DET."T"-2º AO 9º PAVIMENTO(x09)
ESCALA: 1/20

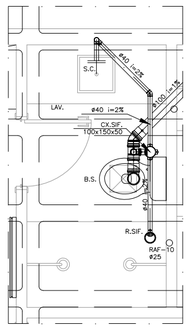

DET."m"-2º AO 9º PAVIMENTO(x09)
ESCALA: 1/20

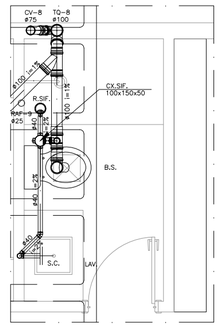

DET."n"-2º AO 9º PAVIMENTO(x09)
ESCALA: 1/20

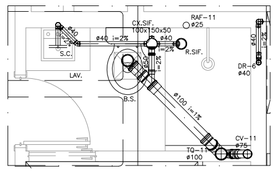

DET."o"-2º AO 9º PAVIMENTO(x09)
ESCALA: 1/20

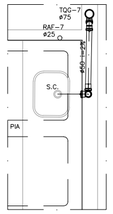

DET."p"-2º AO 9º PAVIMENTO(x09)
ESCALA: 1/20

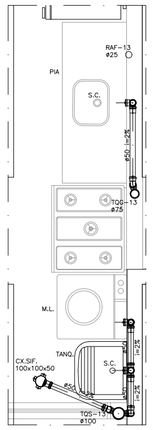

DET."s"-2º AO 9º PAVIMENTO(x09)
ESCALA: 1/20

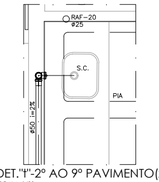

DET."t"-2º AO 9º PAVIMENTO(x09)
ESCALA: 1/20

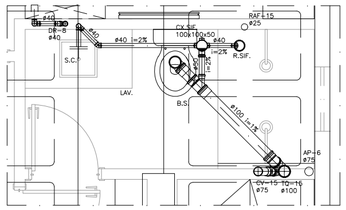

DET."v"-2º AO 9º PAVIMENTO(x09)
ESCALA: 1/20

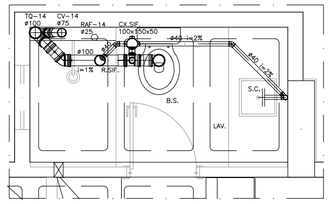

DET."w"-2º AO 9º PAVIMENTO(x09)
ESCALA: 1/20

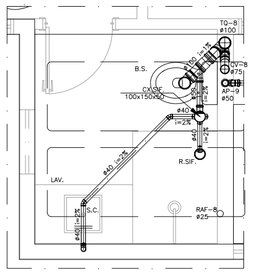

DET."q"-2º AO 9º PAVIMENTO(x09)
ESCALA: 1/20

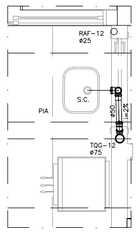

DET."r"-2º AO 9º PAVIMENTO(x09)
ESCALA: 1/20

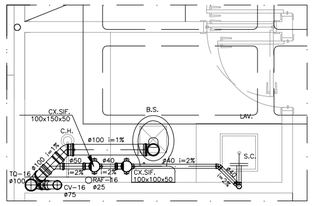

DET."u"-2º AO 9º PAVIMENTO(x09)
ESCALA: 1/20

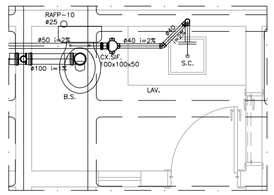

DET."C1"-COBERTURA(x01)
ESCALA: 1/20

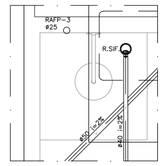

DET."D1"-COBERTURA(x01)
ESCALA: 1/20

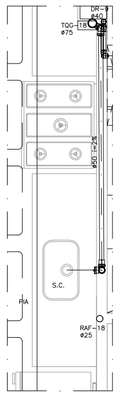

DET."X"-2º AO 9º PAVIMENTO(x09)
ESCALA: 1/20

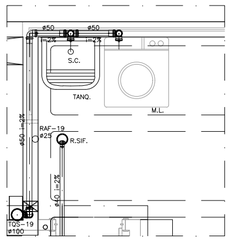

DET."Y"-2º AO 9º PAVIMENTO(x09)
ESCALA: 1/20

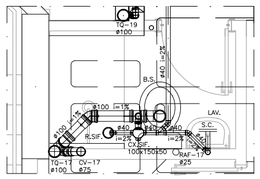

DET."Z"-2º AO 9º PAVIMENTO(x09)
ESCALA: 1/20

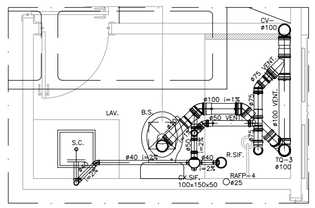

DET."A1"-COBERTURA(x01)
ESCALA: 1/20

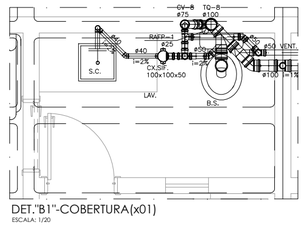

DET."B1"-COBERTURA(x01)
ESCALA: 1/20

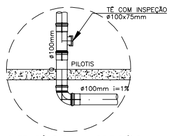

DET.-TÊ COM INSPEÇÃO
ESCALA:1/20
OBS: – PARA TQ'S JUNTO A COLUNAS.

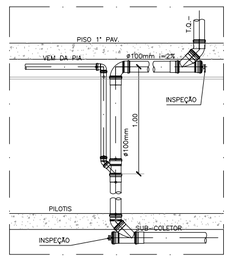

DET.-DESVIO T.Q. DE COZINHA
ESCALA: LIVRE

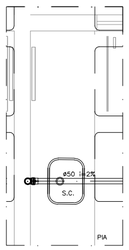

DET."E1"-COBERTURA(x01)
ESCALA: 1/20

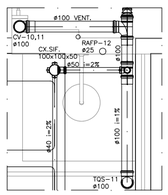

DET."F1"-COBERTURA(x01)
ESCALA: 1/20

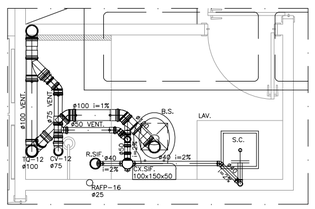

DET."G1"-COBERTURA(x01)
ESCALA: 1/20

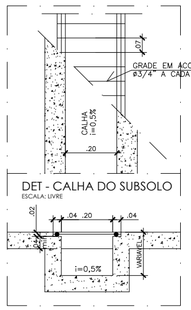

DET - CALHA DO SUBSOLO
ESCALA: LIVRE

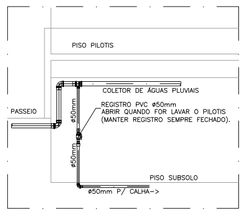

DET. - SAÍDA COLETOR DE A.P.
ESCALA: LIVRE

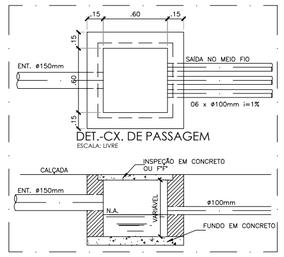

DET.-CX. DE PASSAGEM
ESCALA: LIVRE

REVISÃO	DESCRIÇÃO DA REVISÃO	DATA

APROVAÇÕES:

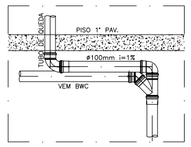

DET.-DESVIO T.Q.
ESCALA: LIVRE

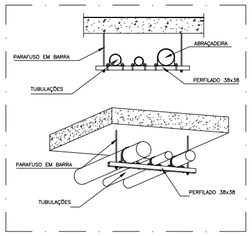

DET.- SUPORTE TUBULAÇÕES
ESCALA: LIVRE
– OS SUPORTES DAS TUBULAÇÕES HORIZONTAIS (PRESO AO TETO) DEVEM SUPORTAR EM 05(CINCO) VEZES O PESO PRÓPRIO DA TUBULAÇÃO CHEIA DE ÁGUA E SEU AFASTAMENTO DEVE SEGUIR A ORIENTAÇÃO DO FORNECEDOR.

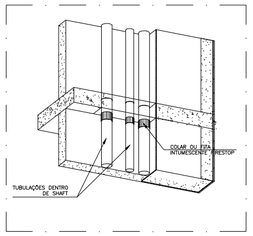

DET.- COLAR FIRESTOP
ESCALA: LIVRE
– AS TUBULAÇÕES QUE ULTRAPASSAM OS PAVIMENTOS DENTRO DE SHAFTS DEVEM POSSUIR NO SEU ENCONTRO COM LAJE COLAR OU FITA INTUMESCENTE FIRESTOP PARA BARRAR O FOGO ENTRE PAVIMENTOS.

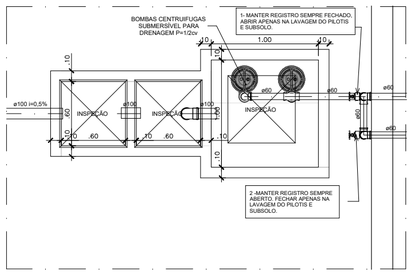

DET. - POÇO RECALQUE DE A.P.
ESCALA: LIVRE

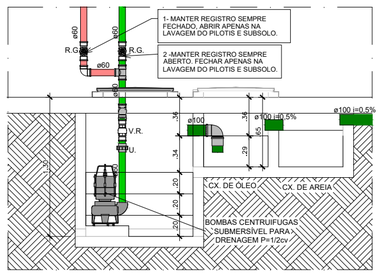

CORTE
ESCALA: LIVRE

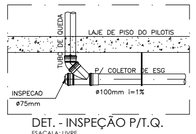

DET. - INSPEÇÃO P/T.Q.
ESACALA: LIVRE

	PENAS	ESP.
	1	0,1
	2	0,2
	3	0,3
	4	0,4
	5	0,5
	6	0,6
	7	0,7
	252	0,1
	10	0,6
	20	0,4
	30	0,6
	43	0,05
	50	0,2
	100	0,5
	104	0,4
	150	0,4
	180	0,4
	253	0,2
	ESCALA: 1/50	

PROPRIETÁRIO: CONSTRUTORA DELMAN SAMPAIO LTDA
CNPJ.: 08.309.143/0001-91

RESP. TÉCNICO:

PROJETO: ENGº CIVIL - GENILDO FERREIRA GOMES
CREA 4017 - TD/AL - R.N.P. 021.180309-0

AUTOR DO PROJETO: ENGENHARQ – Medeiros Engenharia e Ar

TÍTULO: PROJETO HIDRO-SANITÁRIO

OBRA: EDIFÍCIO LYON

LOCAL: AV. SENADOR RUI PALMEIRA (ANTIGA RUA RUI PALMEIRA), 730, PONTA VERDE – MACEIÓ – ALAGOAS

DESENHO	DATA	ESCALA	ARQ.ELETRÔNICO
ENGENHARQ	SET/2021	1/20	LYO-HST-E-008-DETALHE-00

ASSUNTO: DETALHES

CÓD. EMPREEND.	ESPECIALIDADE	FASE	Nº DESENHO	CÓDIGO DESENHOS	REVISÃO
LYO	HST	E	008	DETALHE	00